



WATERTRONICS®

WATERMAX™
7000 

WATERMAX® 7000

Setting the standard for over 30 years, the WaterMax Series provides a complete line of self-enclosed pumping systems for commercial landscape irrigation. The WaterMax 7000 can be customized to exactly meet your requirements through a broad range of options. Watertronics' proprietary control software combines with VFD technology to provide highly efficient, precision pumping in a durable, compact design.

PRECISE PRESSURE REGULATION

WaterMax 7000 Pumping Systems are pre-fabricated, self-contained and incorporate the latest VFD technology to provide smooth, accurate, surge-free and energy efficient performance at varying flow rates. Whether your water source is a lake, pond, or a boosted city supply for large commercial or golf course applications, the 7000 can provide the water and constant pressure desired up to 800 GPM or 140 PSI.

ADVANCED CONTROLS

The 7000 control platform options include a digital operator interface or Programmable Logic Controller with color touchscreen.

REMOTE MONITORING

Take your controls to the next level with WaterVision® remote monitoring technology and access your pump station from any web-enabled device, anytime.

BUILT TO WITHSTAND THE TEST OF TIME

A multi-step coating system of metal preparation, rust-inhibitive baked epoxy primecoat and a two-part UV-resistant baked polyurethane finish produces a long-lasting, durable, and rust-free product.

DYNAMIC FACTORY TESTING

Every WaterMax system is fully performance tested at field conditions prior to shipment to ensure your pump will perform exactly as promised.



Shown in optional marine grade aluminum.

SPECIFICATIONS

- ◆ Applications: Booster, Suction Lift or Flooded Intake
- ◆ Flow Range: Up to 800 GPM
- ◆ Pressure: Up to 140 PSI
- ◆ Horsepower:
 - | Single: Max 60 HP
 - | Multi-Pump: Consult Factory
- ◆ Voltage (1 or 3 Phase):

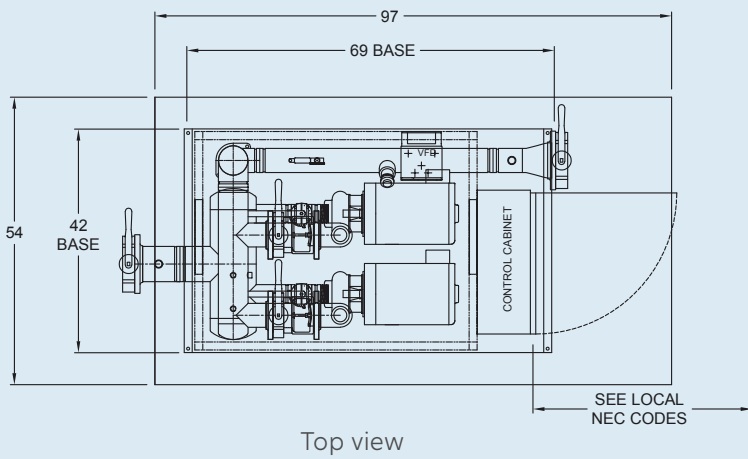
240/1 phase	240/3 phase
208/3 phase	480/3 phase

ADDITIONAL BENEFITS

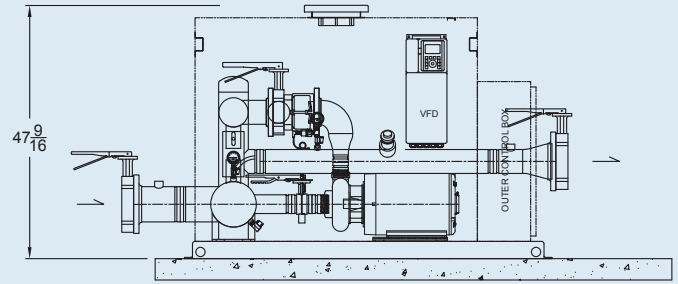
- ◆ 2 year warranty
- ◆ UL listed packaged pumping systems
- ◆ Built to FCC Part 15 standards



Watertronics Pump Service Network provides nationwide technical service for installation, start-up, user training, maintenance and after-market parts sales.



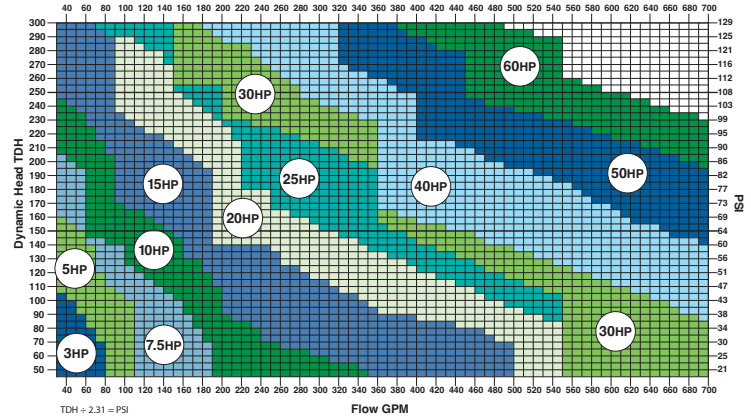
Top view



Front view

FEATURES

PUMP CONTROL	<ul style="list-style-type: none"> ◆ Advanced Watertronics PLC-based microprocessor controls with color touch screen ◆ VFD pressure regulation with surge free station starting/stopping ◆ Start Options: <ul style="list-style-type: none"> – Pressure drop – Flow based – 24 VAC remote start relay
STATION ENCLOSURE & BASE	<ul style="list-style-type: none"> ◆ Epoxy coated painted steel base and enclosure with lockable lid, forced fan air cooling and gas spring assisted lid lift ◆ UL508A listed dead front control panel with service rated disconnect
ALARMS	<p>Alarms include:</p> <ul style="list-style-type: none"> ◆ Low pressure shutdown, high pressure shutdown, VFD fault shutdown, high pump temperature shutdown, motor overload shutdown, phase loss (3 phase only) <p>Features:</p> <ul style="list-style-type: none"> ◆ Alarm log history report
MECHANICAL DESIGN	<ul style="list-style-type: none"> ◆ Horizontal premium efficient inverter duty rated motor ◆ Durable cast iron pump featuring bronze impeller and mechanical seal ◆ Lightning surge protection ◆ Silent check valve per pump ◆ Individual pump and station discharge isolation valves
PIPING FEATURES	<ul style="list-style-type: none"> ◆ 3 step paint process with epoxy primer and polyurethane top coat on all station piping ◆ Full flow pump bypass piping included on booster and flooded suction models ◆ Priming port and automatic priming assembly for suction lift models ◆ Stainless steel pressure transducer ◆ Flow sensor providing flowrate and totalized system flow ◆ Station inlet/discharge flanged terminations



Pump HP selection chart

AVAILABLE OPTIONS

- ◆ WaterVision remote monitoring—ethernet or cellular versions
- ◆ Additional 24 volt controller start (up to 2 additional)
- ◆ Marine grade aluminum enclosure with stainless steel base
- ◆ Floating HDPE intake suction line assembly with foot valve
- ◆ Intake suction pipe with screen & vacuum pump assembly
- ◆ Electromagnetic flow meter
- ◆ Suction & discharge drop pipes with multiple connection options
- ◆ Across the line (XL) by-pass contactor
- ◆ Temperature controlled enclosure heater
- ◆ Vandal resistant red alarm light
- ◆ Internal sound dampening insulation
- ◆ Back flow preventer
- ◆ Programmable set-point lake level control
- ◆ Electronic Butterfly Valve (EBV) back up pressure regulation in case of VFD failure
- ◆ Submersible turbine pump(s)
- ◆ VFD controlled jockey pump
- ◆ In-line basket or wye strainer
- ◆ Automatic self-cleaning discharge filtration



For more information visit watertronics.com or call 1-800-356-6686.



www.watertronics.com | 1-800-356-6686